COMMERCIAL
CONTROL
VALVES



Performa® CV Control Valves

273 and 278 Configurations

Pen

Time Clock

- Simple, economic electronic time clock (chronometric)
- 7- or 99-day regenera
  setting
- 12-volt operation
- Filter c
  in one control
- Fully programmable cycle times
  Sel ing in 1-pound increments
- Operates 255, 263, 268, 273, 278, and Magnum® IT with one controller

762 Demand

- Simple, economic electronic demand (volumetric)
- 12-volt operation
- 28-day variable reserve
- Automatic capacity
- Fully programmable cycle times
  increments
- Operates 255, 263, 268, 273, 278, and Magnum IT with one controller

764 Demand

- Multi-tank appl
  (twin alternating
  tank parallel)
- O

cations
multi-

Autotrol

Performa™ Co-Control Valves

Watts average

Transformer – All Controllers

All Controllers require the use of a Pentair Water-supplied transformer.

Transformer Output Voltage 12 Volt – AC 400mA

Pressure

Recommended Operating

Canada

Hydrostatic Test Pressure

cations.

Options

Turbine for Demand System

Turbine for On-demand System

Internal Standard Autotrol® 1-inch (25 mm) turbine

Bypass Valve, Model 1265

Thermoplastic, 1-inch flow path

Bypass Fitting Kits:

Copper Adapter

1-1/4-inches, 1-inc

	-2A male
Drain Line	3/4-inch NPT, male
Brine Line	3/8-inch NPT, male
Distributor Tube Diameter	1.050 inches (27 mm)
Distributor Tube Length	1/2 ± 1/2-inches (13 [illegible] mm) above top of tank

Outline Dimensions

Injector* Performance

Logix™ Series Controllers

Injector "H" (Light Purple)
For 9-inch Tanks

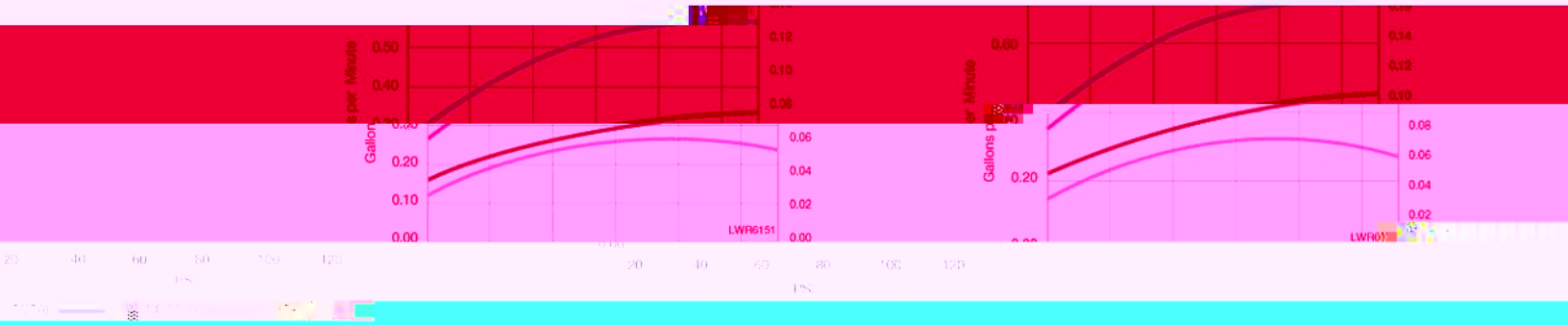

Injector "J" (Light Blue)

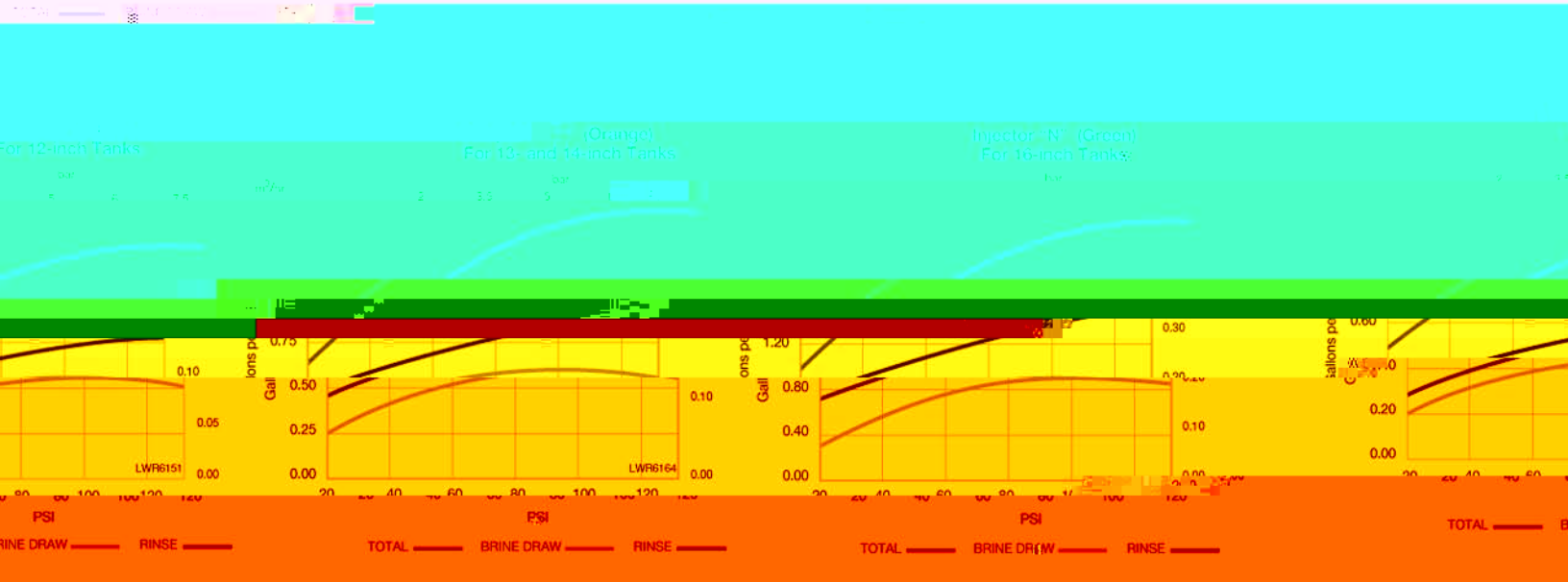

Injector "R" (Dark Grey)
For 21-inch Tanks

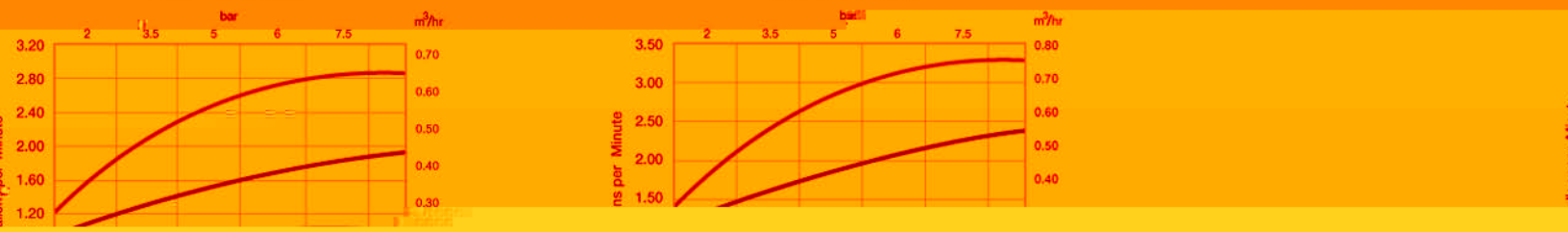

Logix Controllers.

NOTE: Actual injector performance is dependent on the resin used, tan
geometry, elevated drain. This injector data was taken using an
empty tank (no resin).